

**ASOCIACION DE SUPERMERCADOS INDEPENDIENTES UNIDOS "ASI UNIDOS"**  
**NIT 900313562-6**  
**ESTADO DE SITUACION FINANCIERA INDIVIDUAL COMPARATIVO POR LOS AÑOS**  
**TERMINADOS EN 31 DE DICIEMBRE DE 2019 Y 2018**  
**CIFRAS EXPRESADAS EN PESOS COLOMBIANOS**


**VARIACION**

| ACTIVO                                      | NOTA     | 2019               | 2018               | ABSOLUTA           | RELATIVA     |
|---|----------|--------------------|--------------------|--------------------|--------------|
| <b>CORRIENTE</b>                            |          |                    |                    |                    |              |
| <b>EFFECTIVO Y EQUIVALENTE AL EFFECTIVO</b> | <b>3</b> | <b>109,407,503</b> | <b>101,472,650</b> | <b>7,934,853</b>   | <b>8%</b>    |
| CAJA  |          | 0                  | 326,596            | -326,596           | -100%        |
| BANCOS                                      |          | 109,407,503        | 101,146,054        | 8,261,449          | 8%           |
| <b>CUENTAS POR COBRAR Y OTRAS</b>           | <b>4</b> | <b>37,704,762</b>  | <b>26,915,599</b>  | <b>10,789,163</b>  | <b>40%</b>   |
| APOYO DE SOSTENIMIENTO                      |          | 15,287,377         | 20,474,599         | -5,187,222         | -25%         |
| EVENTOS Y OTROS                             |          | 4,301,430          | 3,466,000          | 835,430            | 24%          |
| OTRAS CUENTAS POR COBRAR                    |          | 18,115,955         | 2,975,000          | 15,140,955         | 509%         |
| <b>TOTAL ACTIVO CORRIENTE</b>               |          | <b>147,112,265</b> | <b>128,388,249</b> | <b>18,724,016</b>  | <b>15%</b>   |
| <b>NO CORRIENTE</b>                         |          |                    |                    |                    |              |
| <b>PROPIEDAD PLANTA Y EQUIPO</b>            | <b>5</b> | <b>29,802,735</b>  | <b>39,613,167</b>  | <b>-9,810,432</b>  | <b>-25%</b>  |
| MUEBLES Y EQUIPO DE OFICINA                 |          | 72,348,008         | 72,348,008         | 0                  | 0%           |
| EQUIPO DE COMPUTO Y COMUNICACION            |          | 17,193,530         | 17,193,530         | 0                  | 0%           |
| DEPRECIACION ACUMULADA                      |          | -59,738,803        | -49,928,371        | -9,810,432         | 20%          |
| <b>OTROS ACTIVOS</b>                        | <b>6</b> | <b>0</b>           | <b>6,315,468</b>   | <b>-6,315,468</b>  | <b>-100%</b> |
| PROGRAMAS Y APLICACIONES INFORMATICAS       |          | 16,719,034         | 15,711,034         | 1,008,000          | 6%           |
| AMORTIZACION ACUMULADA                      |          | -16,719,034        | -9,395,566         | -7,323,468         | 78%          |
| <b>TOTAL ACTIVO NO CORRIENTE</b>            |          | <b>29,802,735</b>  | <b>45,928,635</b>  | <b>-16,125,900</b> | <b>-35%</b>  |
| <b>TOTAL ACTIVO</b>                         |          | <b>176,915,000</b> | <b>174,316,884</b> | <b>2,598,116</b>   | <b>1%</b>    |

| PASIVO                                    | NOTA     | 2019              | 2018              | ABSOLUTA          | RELATIVA    |
|---|----------|-------------------|-------------------|-------------------|-------------|
| <b>CORRIENTE</b>                          |          |                   |                   |                   |             |
| <b>CUENTAS POR PAGAR Y OTRAS</b>          | <b>7</b> | <b>21,207,556</b> | <b>4,024,342</b>  | <b>17,183,214</b> | <b>427%</b> |
| COSTOS Y GASTOS POR PAGAR                 |          | 15,591,567        | 0                 | 15,591,567        | 100%        |
| IMPUESTOS GRAVAMENES Y TASAS              |          | 1,657,439         | 65,792            | 1,591,647         | 2419%       |
| VALORES POR REINTEGRAR                    |          | 3,958,550         | 3,958,550         | 0                 | 0%          |
| <b>PASIVOS POR BENEFICIOS A EMPLEADOS</b> | <b>8</b> | <b>4,488,791</b>  | <b>4,320,887</b>  | <b>167,904</b>    | <b>4%</b>   |
| RETENCIONES Y APORTES LABORALES           |          | 1,271,962         | 1,148,512         | 123,450           | 11%         |
| BENEFICIOS A EMPLEADOS                    |          | 3,216,829         | 3,172,375         | 44,454            | 1%          |
| <b>FONDOS SOCIALES Y MUTUALES</b>         | <b>9</b> | <b>45,509,119</b> | <b>53,943,360</b> | <b>-8,434,241</b> | <b>-16%</b> |
| FONDO DE CRECIMIENTO Y FORTALECIMIENTO    |          | 37,280,905        | 32,713,946        | 4,566,959         | 14%         |
| FONDO DE CAPACITACION Y EDUCACION         |          | 3,260,875         | 9,649,594         | -6,388,719        | -66%        |
| FONDO ASOCIATIVO MIXTO DE COMPETITIVIDAD  |          | 4,967,339         | 11,579,820        | -6,612,481        | -57%        |
| <b>TOTAL PASIVO CORRIENTE</b>             |          | <b>71,205,466</b> | <b>62,288,589</b> | <b>8,916,877</b>  | <b>14%</b>  |
| <b>TOTAL PASIVO</b>                       |          | <b>71,205,466</b> | <b>62,288,589</b> | <b>8,916,877</b>  | <b>14%</b>  |

**VARIACION**


| PATRIMONIO                       | NOTA | 2019               | 2018               | ABSOLUTA          | RELATIVA   |
|----------------------------------|------|--------------------|--------------------|-------------------|------------|
| APORTES SOCIALES                 | 10   | 8,331,600          | 8,331,600          | 0                 | 0%         |
| RESERVAS                         | 11   | 51,142,895         | 37,419,446         | 13,723,449        | 37%        |
| EXCEDENTES                       |      | 46,235,038         | 66,277,248         | -20,042,210       | -30%       |
| <b>TOTAL PATRIMONIO</b>          |      | <b>105,709,533</b> | <b>112,028,294</b> | <b>-6,318,761</b> | <b>-6%</b> |
| <b>TOTAL PASIVO Y PATRIMONIO</b> |      | <b>176,915,000</b> | <b>174,316,884</b> | <b>2,598,116</b>  | <b>1%</b>  |



**DIANA MARIA SALGADO**  
GERENTE



**CLAUDIA LORENA GOMEZ AGUDELO**  
CONTADORA PUBLICA  
TP No. 77172-T




**DIANA MARCELA ARIAS LONDOÑO**  
REVISORA FISCAL  
TP No. 158987 - T  
DELEGADA SERFISCAL LTDA

Las Revelaciones adjuntas hacen p arte integral de Los Estados Financieros

**ASOCIACION DE SUPERMERCADOS INDEPENDIENTES UNIDOS "ASI UNIDOS"**  
**NIT 900313562-6**  
**ESTADO DE RESULTADOS INTEGRAL INDIVIDUAL COMPARATIVO**  
**DEL 1 DE ENERO A 31 DE DICIEMBRE DE 2019 Y 2018**  
**CIFRAS EXPRESADAS EN PESOS COLOMBIANOS**


|   |             |                    |                    | <b>VARIACION</b>   |                 |
|---|-------------|--------------------|--------------------|--------------------|-----------------|
|   | <b>NOTA</b> | <b>2019</b>        | <b>2018</b>        | <b>ABSOLUTA</b>    | <b>RELATIVA</b> |
| <b>INGRESOS DE ACTIVIDADES ORDINARIAS</b>     |             | <b>170,195,718</b> | <b>166,645,569</b> | <b>3,550,149</b>   | <b>2%</b>       |
| APOYO SOSTENIMIENTO                           | 12          | 170,195,718        | 166,645,569        | 3,550,149          | 2%              |
| <b>OTROS INGRESOS</b>                         | <b>13</b>   | <b>36,878</b>      | <b>3,494,916</b>   | <b>-3,458,038</b>  | <b>-99%</b>     |
| REINTEGRO DE COSTOS Y GASTOS                  |             |                    | 3,492,206          | -3,492,206         | -100%           |
| AJUSTE AL PESO                                |             | 36,878             | 2,710              | 34,168             | 1261%           |
| <b>TOTAL INGRESOS Y GANANCIAS</b>             |             | <b>170,232,596</b> | <b>170,140,485</b> | <b>92,111</b>      | <b>0%</b>       |
| <b>GASTOS DE ADMINISTRACION</b>               |             | <b>114,454,406</b> | <b>94,679,449</b>  | <b>19,774,957</b>  | <b>21%</b>      |
| <b>BENEFICIO A EMPLEADOS</b>                  | <b>14</b>   | <b>46,683,745</b>  | <b>39,078,515</b>  | <b>7,605,230</b>   | <b>19%</b>      |
| SUELDOS                                       |             | 25,900,000         | 24,600,000         | 1,300,000          | 5%              |
| CESANTIAS                                     |             | 2,166,499          | 2,095,985          | 70,514             | 3%              |
| INTERESES SOBRE CESANTIAS                     |             | 278,267            | 251,530            | 26,737             | 11%             |
| PRIMA LEGAL                                   |             | 2,158,381          | 2,083,573          | 74,808             | 4%              |
| VACACIONES                                    |             | 1,579,455          | 2,527,703          | -948,248           | -38%            |
| INDEMNIZACIONES                               |             | 3,539,000          | 0                  | 3,539,000          | 100%            |
| AUXILIO FONDO DE EMPLEADOS                    |             | 24,743             | 15,624             | 9,119              | 58%             |
| RODAMIENTO                                    |             | 2,340,000          | 0                  | 2,340,000          | 100%            |
| APORTES SALUD                                 |             | 2,201,500          | 2,125,000          | 76,500             | 4%              |
| APORTES PENSION                               |             | 3,108,000          | 3,000,000          | 108,000            | 4%              |
| APORTES A.R.L                                 |             | 1,034,900          | 129,100            | 905,800            | 702%            |
| APORTES CAJAS DE COMPENSACION FAMILIAR        |             | 1,036,000          | 1,000,000          | 36,000             | 4%              |
| APORTES I.C.B.F.                              |             | 777,000            | 750,000            | 27,000             | 4%              |
| APORTES SENA                                  |             | 518,000            | 500,000            | 18,000             | 4%              |
| GASTOS MEDICOS                                |             | 22,000             | 0                  | 22,000             | 100%            |
| <b>GASTOS GENERALES</b>                       | <b>15</b>   | <b>50,636,761</b>  | <b>35,972,635</b>  | <b>14,664,126</b>  | <b>41%</b>      |
| HONORARIOS                                    |             | 15,219,840         | 11,750,355         | 3,469,485          | 30%             |
| ARRENDAMIENTOS                                |             | 9,948,000          | 5,467,042          | 4,480,958          | 82%             |
| RESPONSABILIDAD CIVIL Y EXTRA CONTRACTUAL     |             | 0                  | 236,557            | -236,557           | -100%           |
| ADECUACIONES Y REPARACIONES LOCATIVAS         |             | 3,849,862          | 0                  | 3,849,862          | 100%            |
| CAFETERIA CASINO Y RESTAURANTES               |             | 860,169            | 199,746            | 660,423            | 331%            |
| TELEFONO CELULAR                              |             | 440,110            | 1,036,755          | -596,645           | -58%            |
| TAXIS -BUSES - TRANSPORTES - ACARREOS         |             | 582,900            | 26,000             | 556,900            | 2142%           |
| PARQUEADERO                                   |             | 15,000             | 121,200            | -106,200           | -88%            |
| PAPELERIA Y UTILES DE OFICINA                 |             | 317,446            | 373,900            | -56,454            | -15%            |
| GASTOS DE ASAMBLEA                            |             | 0                  | 290,000            | -290,000           | -100%           |
| REUNIONES Y CONFERENCIAS                      |             | 3,598,712          | 1,340,473          | 2,258,239          | 168%            |
| REGISTRO MERCANTIL                            |             | 1,134,800          | 1,044,200          | 90,600             | 9%              |
| OTROS GASTOS LEGALES                          |             | 509,000            | 5,500              | 503,500            | 9155%           |
| GASTOS DE REPRESENTACION                      |             | 2,924,034          | 6,693,272          | -3,769,238         | -56%            |
| ALOJAMIENTO Y MANUNTENCION                    |             | 2,237,213          | 1,374,335          | 862,878            | 63%             |
| TIQUETES AEREOS                               |             | 1,629,421          | 0                  | 1,629,421          | 100%            |
| PEAJES  |             | 1,187,500          | 0                  | 1,187,500          | 100%            |
| COMBUSTIBLE Y LUBRICANTES                     |             | 1,836,054          | 0                  | 1,836,054          | 100%            |
| SERVICIOS TEMPORALES                          |             | 2,350,000          | 850,000            | 1,500,000          | 176%            |
| ASESORIA TECNICA                              |             | 0                  | 2,700,000          | -2,700,000         | -100%           |
| OTROS GASTOS GENERALES                        |             | 115,800            | 123,300            | -7,500             | -6%             |
| CAPACITACIONES - SEMINARIOS - TALLERES        |             | 480,900            | 2,340,000          | -1,859,100         | -79%            |
| DONACION A FONASI                             |             | 1,400,000          | 0                  | 1,400,000          | 100%            |
| <b>AMORTIZACION Y AGOTAMIENTO</b>             | <b>16</b>   | <b>7,323,468</b>   | <b>9,395,566</b>   | <b>-2,072,098</b>  | <b>-22%</b>     |
| <b>DEPRECIACION PROPIEDAD PLANTA Y EQUIPO</b> | <b>17</b>   | <b>9,810,432</b>   | <b>10,232,733</b>  | <b>-422,301</b>    | <b>-4%</b>      |
| <b>OTROS GASTOS</b>                           | <b>18</b>   | <b>9,543,152</b>   | <b>9,183,788</b>   | <b>359,364</b>     | <b>4%</b>       |
| GASTOS BANCARIOS                              |             | 4,146,450          | 4,193,441          | -46,992            | -1%             |
| GRAVAMEN A LOS MTOS FINANCIEROS               |             | 926,799            | 955,421            | -28,622            | -3%             |
| IMPUESTOS ASUMIDOS                            |             | 4,450,079          | 4,013,433          | 436,646            | 11%             |
| AJUSTE AL PESO                                |             | 19,825             | 20,493             | -668               | -3%             |
| INTERESES DE MORA                             |             | 0                  | 1,000              | -1,000             | -100%           |
| <b>TOTAL GASTOS</b>                           |             | <b>123,997,558</b> | <b>103,863,237</b> | <b>20,134,321</b>  | <b>19%</b>      |
| <b>EXCEDENTES NETOS</b>                       | <b>19</b>   | <b>46,235,038</b>  | <b>66,277,248</b>  | <b>-20,042,210</b> | <b>-30%</b>     |



**DIANA MARIA SALGADO**  
GERENTE



**CLAUDIA LORENA GOMEZ AGUDELO**  
CONTADORA PUBLICA  
TP No. 77172-T



**DIANA MARCELA ARIAS LONDOÑO**  
REVISORA FISCAL  
TP No. 158987 -T  
DELEGADA SERFISCAL LTDA